Part No.	LED Chip(Ta=+25°C)					
	Material	Emitted Color	λP(nm)	IF=20mA		
				VF(V)		IV(mcd)
				Typ.	Max.	Typ.

PACKAGE DIMENSION

CLM-S4256Series

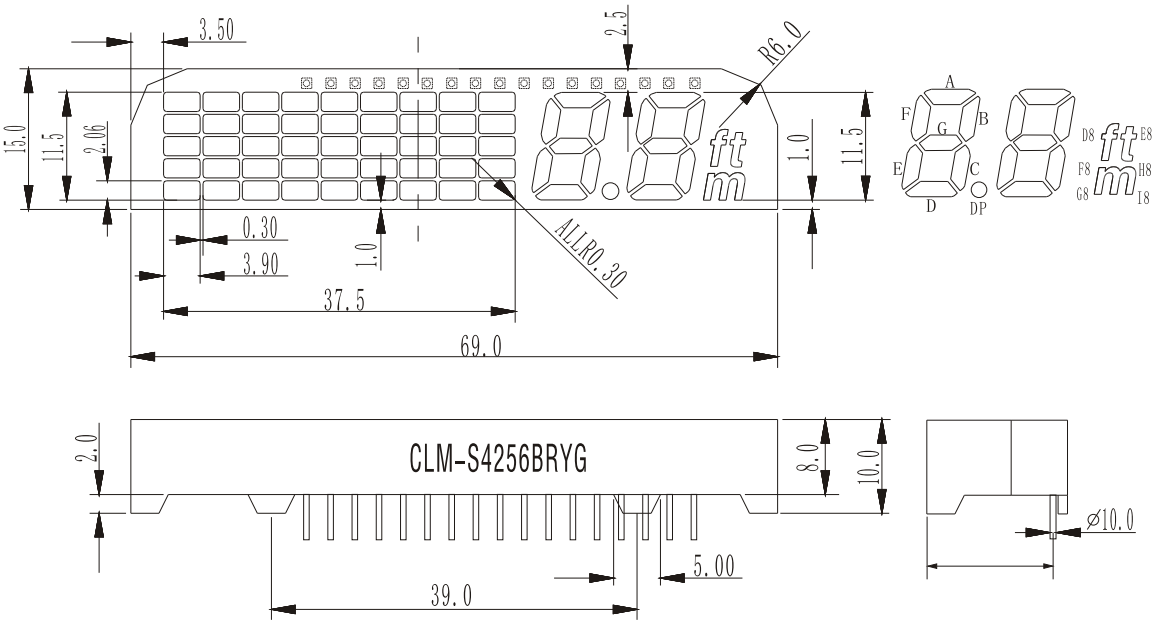

CLM-S4256BRYG	AlGaInP	Super-Red	650	1.9	2.2	35
	AlGaInP	Yellow Green	588	1.9	2.2	32
	GaN	Green	515	3.0	3.8	65

INTERNAL CIRCUIT DIAGRAM

CLM-S4256A□

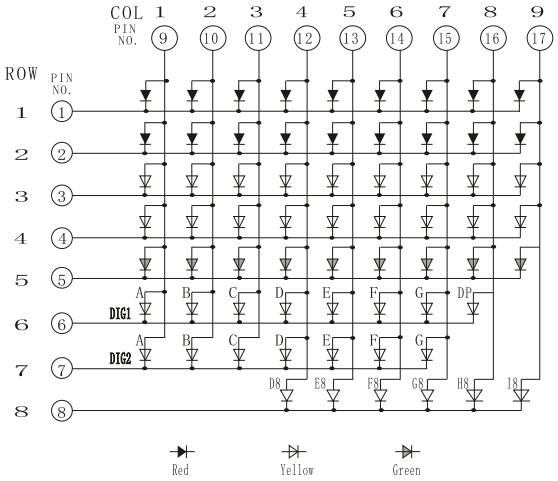

CLM-S4256B□

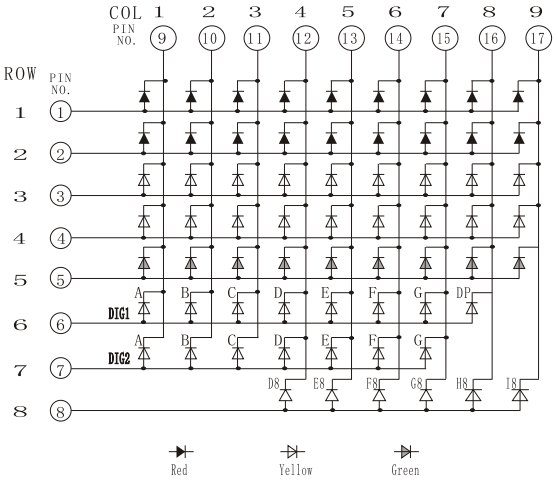

Remark : 1. “△” represents Internal Circuit Feature: A、C、E…Common Cathode, B、D、F…Common Anode.
2. “□” represents LED Emitted Color.
3. All dimensions are in millimeters(inches), tolerance is± 0.25mm(0.01″) unless otherwise noted.
4.All the products are RoHS-compliant
5. Supplier will reserve authority on material change for above specification.